

# ESCOLA PAU BOADA

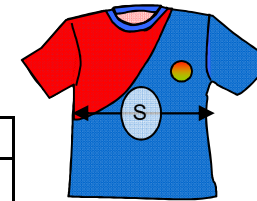
	T2	T4	T6	T8	T10	T12	T14	T16/TS	TM	TL	TXL
--	----	----	----	----	-----	-----	-----	--------	----	----	-----

MEDIDAS APROXIMADAS NIÑO /ADULTO :

ALTURA	92	104	116	128	138	148	158	165	172	178	182
CONTORNO	56	60	64	68	72	76	80	85	90	95	100
LARGO MANGA	31	35	39	42	47	51	55	58	61	64	66

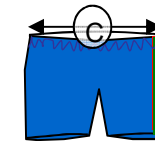
MEDIDAS CAMISETA P122 :

	T2	T4	T6	T8	T10	T12	T14	TS	TM	TL	TXL
S	32	34	37	39	42	44	46	49	51	54	56



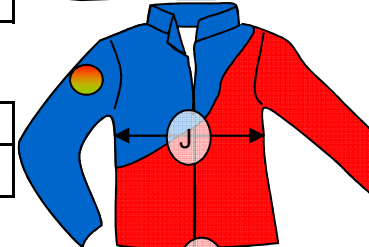
MEDIDAS SHORT P96 :

	T2	T4	T6	T8	T10	T12	T14	TS	TM	TL	TXL
C	34	36	38	40	42	44	46	48	50	52	54



MEDIDAS CHAQUETA P85 :

	T2	T4	T6	T8	T10	T12	T14	TS	TM	TL	TXL
J	37	39	42	44	46	49	51	54	56	59	61



MEDIDAS PANTALO LARGO P86 :

	T2	T4	T6	T8	T10	T12	T14	TS	TM	TL	TXL
L	59	65	74	80	87	93	98	102	106	112	114
G	30	35	40	42	45	47	49	52	54	56	60

